




# MANAGER / MAINTENANCE MODE

After using your **STAR TRAC S SERIES TREADMILL** for a period of time, you may wish to change some of its settings.

## MANAGER MODE

The Manager Settings allow you to query and modify the basic settings of your treadmill. To enter Manager Settings:

1. Press and hold the ,  and  keys together.
2. A beep will sound and “MANAGER SETTINGS” will scroll once across the PROFILE Window.
3. Release all keys. “SN” will display in the PROFILE Window; the associated numeric value for the parameter will display in the DISTANCE Window.

**NOTE:** The system will automatically exit Manager Settings if no key is pressed for 30 seconds.

The following keys are used to modify MANAGER SETTINGS:



**Increase and Decrease Incline Keys:** Display the next (Increase) and previous (Decrease) parameters. Keys may also be used to enter the desired value for the currently displayed parameter. Keys will repeat if held.



**Numeric Keypad:** Facilitates entry of the desired value for the displayed parameter. These keys *do not* save the new value – see **OK Key** below.



**OK Key:** Updates (saves) the value of the displayed parameter in Flash memory. “UPDATING” will scroll once across the PROFILE Window while the update is in process. When the update is complete, the PROFILE Window will show the new value for the parameter.

**NOTE:** To exit Manager Mode without saving any values or settings, press the STOP key.

**NOTE:** Unless otherwise specified, the **Item** (parameter) name is shown in the PROFILE Window, and the value of the parameter is shown in the DISTANCE Window.




The items that you may display and change with the previous keys are:

Item	Lowest Value	Highest Value	Default Value	Meaning
SN	0	9999	N/A	Serial Number. S Series Treadmill serial number (set by factory).
DSW	1.0	99.99	N/A	Display Software. Display panel software version number (set by factory). <b>NOTE:</b> Software checksum value is displayed in CALORIES Window; software Build value is displayed in TIME Window
OHR	0	9999	0	Operating Hours. Total operating hours.
DST	0	9999	0	Distance. Total distance traveled in miles or kilometers, based on current UNx setting.
UNx	UNE	UNM	UNE	Units. UNE (English) = units of pounds, miles, feet, inches UNM (Metric) = units of kilograms, kilometers, centimeters <b>NOTE:</b> Current value is shown in PROFILE Window.
TIM	5	99	99	Time. Maximum time in minutes allowed for a program, excluding cooldown.
WGT	1 (lb) 1 (kg)	500 (lb) 226 (kg)	155 (lb) 70 (kg)	Default Weight (to user). Typical weight in lb (UNx = UNE) or kg (UNx = UNM).
Lxx	N/A	N/A	LEN	Language. Display language; either LEN (English), LGE (German), LSP (Spanish), LDU (Dutch), LPO (Portuguese), LFR (French), LIT (Italian), LSW (Swedish) or LKA (Katakana). <b>NOTE:</b> Current value is shown in PROFILE Window.
LOE	OFF	ON	OFF	Lockout Enable. Enables/disables lockout function.
LOI	001	999	001	Lockout ID. Lockout override identification number.

Item	Lowest Value	Highest Value	Default Value	Meaning
MNS	0.3 (mi) 0.8 (k)	2.0 (mi) 3.2 (k)	0.5 (mi) 0.8 (k)	Minimum Speed. Treadmill minimum operating speed in miles or kilometers, based on current UNx setting.
MXS	5.0 (mi) 5.0 (k)	12.5 (mi) 20.0 (k)	5.0 (mi) 5.0 (k)	Maximum Speed. Treadmill maximum operating speed in miles or kilometers, based on current UNx setting.
ACC	25	60	25	Acceleration Time. Time in seconds to accelerate from current speed to a specified higher speed.
DEC	20	60	20	Deceleration Time. Time in seconds to decelerate from current speed to a specified lower speed.
AST	OFF	ON	OFF	Auto Stop Enable. Enables/disables Auto Stop function.
AFE	OFF	ON	ON	Auto Fan Enable. Enables/disables Auto Fan function.
PAU	30	120	60	Pause duration during a program, in seconds, either 30, 45, 60, 90 or 120.

## MAINTENANCE MODE

Your Service Representative may need to check accumulated data about the past usage of your treadmill, test its display controls, or investigate error messages. For these reasons, your treadmill is equipped with a Maintenance Mode. The Maintenance Mode includes all of the items available through Manager Mode, plus additional items for Service and Diagnostic use. To enter Maintenance Mode:

1. Press and hold the ,  and  keys together.
2. A beep will sound and “MAINTENANCE SETTINGS” will scroll once across the PROFILE Window.
3. Release all keys. “SN” will display in the PROFILE Window; the associated numeric value for the parameter will display in the DISTANCE Window.

**NOTE:** The system will automatically exit MAINTENANCE SETTINGS if no key is pressed for 30 seconds.

The following keys are used to modify MANAGER SETTINGS:



**Increase and Decrease Incline Keys:** Display the next (Increase) and previous (Decrease) parameters. Keys will repeat if held.



**Numeric Keypad:** Facilitates entry of the desired value for the displayed parameter. These keys *do not* save the new value – see **OK Key** below.



**OK Key:** Updates (saves) the value of the displayed parameter in Flash memory. “UPDATING” will scroll once across the PROFILE Window while the update is in process. When the update is complete, the PROFILE Window will show the new value for the parameter.

**NOTE:** To exit Maintenance Mode without saving any values or settings, press the STOP key.

**NOTE:** Unless otherwise specified, the **Item** (parameter) name is shown in the PROFILE Window, and the value of the parameter is shown in the DISTANCE Window.

The items that you may display and change with the previous keys are:

Item	Lowest Value	Highest Value	Default Value	Meaning
SN	0	9999	N/A	Serial Number. S Series Treadmill serial number (set by factory).
DSW	1.0	99.99	N/A	Display Software. Display panel software version number (set by factory). <b>NOTE:</b> Software checksum value is displayed in CALORIES Window; software Build value is displayed in TIME Window
OHR	0	9999	0	Operating Hours. Total operating hours.
DST	0	9999	0	Distance. Total distance traveled in miles or kilometers, based on current UNx setting.

Item	Lowest Value	Highest Value	Default Value	Meaning
UNx	UNE	UNM	UNE	Units. UNE (English) = units of pounds, miles, feet, inches UNM (Metric) = units of kilograms, kilometers, centimeters <b>NOTE:</b> Current value is shown in PROFILE Window.
TIM	5	99	99	Time. Maximum time in minutes allowed for a program, excluding cooldown.
WGT	1 (lb) 1 (kg)	500 (lb) 226 (kg)	155 (lb) 70 (kg)	Default Weight (to user). Typical weight in lb (UNx = UNE) or kg (UNx = UNM).
Lxx	N/A	N/A	LEN	Language. Display language; either LEN (English), LGE (German), LSP (Spanish), LDU (Dutch), LPO (Portuguese), LFR (French), LIT (Italian), LSW (Swedish) or LKA (Katakana). <b>NOTE:</b> Current value is shown in PROFILE Window.
LOE	OFF	ON	OFF	Lockout Enable. Enables/disables lockout function.
LOI	001	999	001	Lockout ID. Lockout override identification number.
MNS	0.3 (mi) 0.8 (k)	2.0 (mi) 3.2 (k)	0.5 (mi) 0.8 (k)	Minimum Speed. Treadmill minimum operating speed in miles or kilometers, based on current UNx setting.
MXS	5.0 (mi) 5.0 (k)	12.5 (mi) 20.0 (k)	5.0 (mi) 5.0 (k)	Maximum Speed. Treadmill maximum operating speed in miles or kilometers, based on current UNx setting.
ACC	25	60	25	Acceleration Time. Time in seconds to accelerate from current speed to a specified higher speed.
DEC	20	60	20	Deceleration Time. Time in seconds to decelerate from current speed to a specified lower speed.
AST	OFF	ON	OFF	Auto Stop Enable. Enables/disables Auto Stop function.
AFE	OFF	ON	OFF	Auto Fan Enable. Enables/disables Auto Fan function.
PAU	30	120	60	Pause duration during a program, in seconds, either 30, 45, 60, 90 or 120.
MNP	4	110	25	Minimum PWM. Pulse duty cycle to obtain the selected MN SPD. Divide MN PWM by 512 to get % duty cycle.
HFP	50	340	197	½ Maximum PWM. Pulse duty cycle to obtain ½ maximum speed. Divide ½ MX SPD by 512 to get % duty cycle.
MXP	172	511	400	Maximum PWM. Pulse duty cycle to obtain the selected MX SPD. Divide MX PWM by 512 to get % duty cycle.
CRV	31	125	31	Counts/Revs. Number of counts for each motor shaft revolution.
10R	220	740	356	10 Rev distance in tenths of inches. Inches of running belt travel for 10 flywheel revolutions, always measured in inches.
PD1	1	150	1	Person Detect 1. Threshold used for Auto Stop.
PD2	1	150	1	Person Detect 2. Threshold used for Auto Stop.
PD3	1	150	1	Person Detect 3. Threshold used for Auto Stop.
NST	0	255	0	No Stop Counter. Number of times No Stop Counter switch was down or disconnected on power-up since last reset.
KYD	0	255	0	Key Down Counter. Number of times key other than <b>5</b> or <b>8</b> was down on power-up since last reset.
SPC	0	255	0	Speed Change Counter. Number of times speed changed suddenly more than 2 mph (UNITS=English) or 2 km/hr (UNITS=Metric) since last reset.
ELS	0	255	0	Elevation Stall Counter. Number of times elevation failed to change (stalled)

Item	Lowest Value	Highest Value	Default Value	Meaning
ELR	0	255	0	since last reset. Elevation Range Counter. Number of times elevation was out of range (not between 0% and 15%) at power-up since last reset.
ELL	0	255	0	Elevation Lost Counter. After pressing START and reaching 0% reset, the number of times elevation went beyond 0% to 15%, since last reset.
CMS	0	255	0	Check Motor System Counter. Number of times motor current measured 0 when commanded to move.
CSS	0	255	0	Check Speed System Counter. Number of times speed sensor feedback went to 0 while motor was commanded to move.
ELZ	172	242	172	Elevation Zero. Representation of voltage to elevation motor to obtain 0% elevation. Multiply ELEV ZERO by 0.019608 to get actual voltage.
ELM	25	170	25	Elevation Max. Representation of voltage to elevation motor to obtain 15% (maximum) elevation (incline). Multiply ELEV MAX by 0.019608 to get actual voltage.
DCK	0	65,535	0	Last Deck. Number of miles (UNITS=English), or km (UNITS=Metric) since the running deck was last serviced or replaced.
BLT	0	65,535	0	Last Belt. Number of miles (UNITS=English), or km (UNITS=Metric) since the running belt was last replaced.
MTR	0	65,535	0	Last Motor. Number of miles (UNITS=English), or km (UNITS=Metric) since the motor brushes were last serviced or replaced.
MDL	1	3	N/A	Model Number. 1 – S-TRc 2 – S-TRx 3 – S-TR
QKS	0	9999	0	Quick Start Program Counter. Number of times the Quick Start program was run since last reset.
MNL	0	9999	0	Manual Program Counter. Number of times the Manual program was run since last reset.
BRN	0	9999	0	Burn Calories Program Counter. Number of times the Burn Calories program was run since last reset.
INC	0	9999	0	Increase Endurance Program Counter. Number of times the Increase Endurance program was run since last reset.
CHR	0	9999	0	Constant Heart Rate Control Program Counter. Number of times the Constant Heart Rate program was run since last reset.
DHR	0	9999	0	Dynamic Heart Rate Control Program Counter. Number of times the Dynamic Heart Rate program was run since last reset.
BNF	0	9999	0	Burn Fat Program Counter. Number of times the Burn Fat program was run since last reset.
FIT	0	9999	0	Fitness Test Program Counter. Number of times the Fitness Test program was run since last reset.
FIR	0	9999	0	Firefighter Test Program Counter. Number of times Firefighter Test program was run since last reset.
CAL	0	9999	0	Calories Workout Program Counter. Number of times the Calories Workout program was run since last reset.
5KL	0	9999	0	5K Loop Program Counter. Number of times 5K Loop program was run since

Item	Lowest Value	Highest Value	Default Value	Meaning
10K	0	9999	0	last reset. 10K Loop Program Counter. Number of times 10K Loop program was run since last reset.
CST	0	9999	0	Custom Distance Program Counter. Number of times Custom Distance program was run since last reset.
DSP	N/A	N/A	N/A	Display Test. Access to integral Display Test function (for use by authorized Maintenance Technician).
KPT	N/A	N/A	N/A	Keypad Test. Access to integral Keypad Test function (for use by authorized Maintenance Technician).
MTT	N/A	N/A	N/A	Motor Test. Access to integral Motor Test function (for use by authorized Maintenance Technician).
BRN	N/A	N/A	N/A	Burn Mode. Access to integral Burn Mode function (for use by authorized Maintenance Technician).
HRT	N/A	N/A	N/A	Heart Rate Test. Access to integral Heart Rate Test function (for use by authorized Maintenance Technician).
LEL				Last Error List. A log of the last five errors.